



The Block-In



Establishing Secondary Masses



Final Details



Final

© Dale L Popovich IWS - Zoom Demo Painting

DALE L POPOVICH IWS

HOW TO PAINT IN WATERCOLOR

In this course, you will learn step-by-step how to paint landscapes using transparent watercolor. The objective is to help you understand how to layer your pigment while working on wet-into-wet or wet-on-dry paper. Each week, we will explore various watercolor techniques that will help you understand value relationships, intensities of color, temperature, and how to interpret the color. By mastering these elements, you will better control the medium and develop a deeper understanding of the creative process of transparent watercolor painting.

I WILL EMAIL YOU A REFERENCE PACKET EACH WEEK CONTAINING

- A photo from my personal collection
 - The pencil sketch you will copy onto your watercolor paper
 - The paints, value photo, and paper I will be using
 - A list of what you will accomplish in each paint-along
- AFTER THE ZOOM STUDIO CLASS, YOU WILL RECEIVE MY START-TO-FINISH STUDIO PACKET**
- A photo of each step along the way
 - A link to all recordings will be available after each ZOOM session and accessible as long as my YouTube channel exists. You can return and enjoy your lesson again whenever you like!
 - ZOOM critiques



MORNING ONLINE ZOOM CLASS

Thursdays August 1 -29, 2024

10:30 -1:00 PM CST

All Levels • Tuition: \$225.00 • Five-week session



1012 N Dearborn St.
Chicago, IL 60610-2804
(312) 642-4400
www.paletteandchisel.org


Dale L PopovichIWS
studio 219.671.5535 • Marilee's mobile 219.616.0338
PopovichDale@gmail.com
DalePopovich.com




The Pencil Sketch



The Block-In



Establishing Secondary Masses



Final

© Dale L Popovich IWS - Zoom Demo Painting

DALE L POPOVICH IWS

HOW TO PAINT IN WATERCOLOR

In this course, you will learn step-by-step how to paint landscapes using transparent watercolor. The objective is to help you understand how to layer your pigment while working on wet-into-wet or wet-on-dry paper. Each week, we will explore various watercolor techniques that will help you understand value relationships, intensities of color, temperature, and how to interpret the color. By mastering these elements, you will better control the medium and develop a deeper understanding of the creative process of transparent watercolor painting.

I WILL EMAIL YOU A REFERENCE PACKET EACH WEEK CONTAINING

- A photo from my personal collection
 - The pencil sketch you will copy onto your watercolor paper
 - The paints, value photo, and paper I will be using
 - A list of what you will accomplish in each paint-along
- AFTER THE ZOOM STUDIO CLASS, YOU WILL RECEIVE MY START-TO-FINISH STUDIO PACKET**
- A photo of each step along the way
 - A link to all recordings will be available after each ZOOM session and accessible as long as my YouTube channel exists. You can return and enjoy your lesson again whenever you like!
 - ZOOM critiques



MORNING ONLINE ZOOM CLASS

Thursdays June 13-July 25, 2024

Please Note: No classes on June 27 and July 4


10:30 - 1:00 PM CST

All Levels • Tuition: \$225.00 • Five-week session



1012 N Dearborn St.
Chicago, IL 60610-2804
(312) 642-4400
www.paletteandchisel.org

Dale L PopovichIWS
studio 219.671.5535 • Marilee's mobile 219.616.0338
PopovichDale@gmail.com
DalePopovich.com



© Dale L Popovich IWS - Zoom Demo Painting

DALE L POPOVICH IWS

HOW TO PAINT IN WATERCOLOR

In this course, you will learn step-by-step how to paint landscapes using transparent watercolor. The objective is to help you understand how to layer your pigment while working on wet-into-wet or wet-on-dry paper. Each week, we will explore various watercolor techniques that will help you understand value relationships, intensities of color, temperature, and how to interpret the color. By mastering these elements, you will better control the medium and develop a deeper understanding of the creative process of transparent watercolor painting.

I WILL EMAIL YOU A REFERENCE PACKET EACH WEEK CONTAINING

- A photo from my personal collection
 - The pencil sketch you will copy onto your watercolor paper
 - The paints, value photo, and paper I will be using
 - A list of what you will accomplish in each paint-along
- AFTER THE ZOOM STUDIO CLASS, YOU WILL RECEIVE MY START-TO-FINISH STUDIO PACKET**
- A photo of each step along the way
 - A link to all recordings will be available after each ZOOM session and accessible as long as my YouTube channel exists. You can return and enjoy your lesson again whenever you like!
 - ZOOM critiques



MORNING ONLINE ZOOM CLASS

Thursdays September 5-26, 2024

10:30 - 1:00 PM CST

All Levels • Tuition: \$180.00 • FOUR-week session



1012 N Dearborn St.
Chicago, IL 60610-2804
(312) 642-4400
www.paletteandchisel.org

Dale L PopovichIWS
studio 219.671.5535 • Marilee's mobile 219.616.0338
PopovichDale@gmail.com
DalePopovich.com