




February 9, 2022

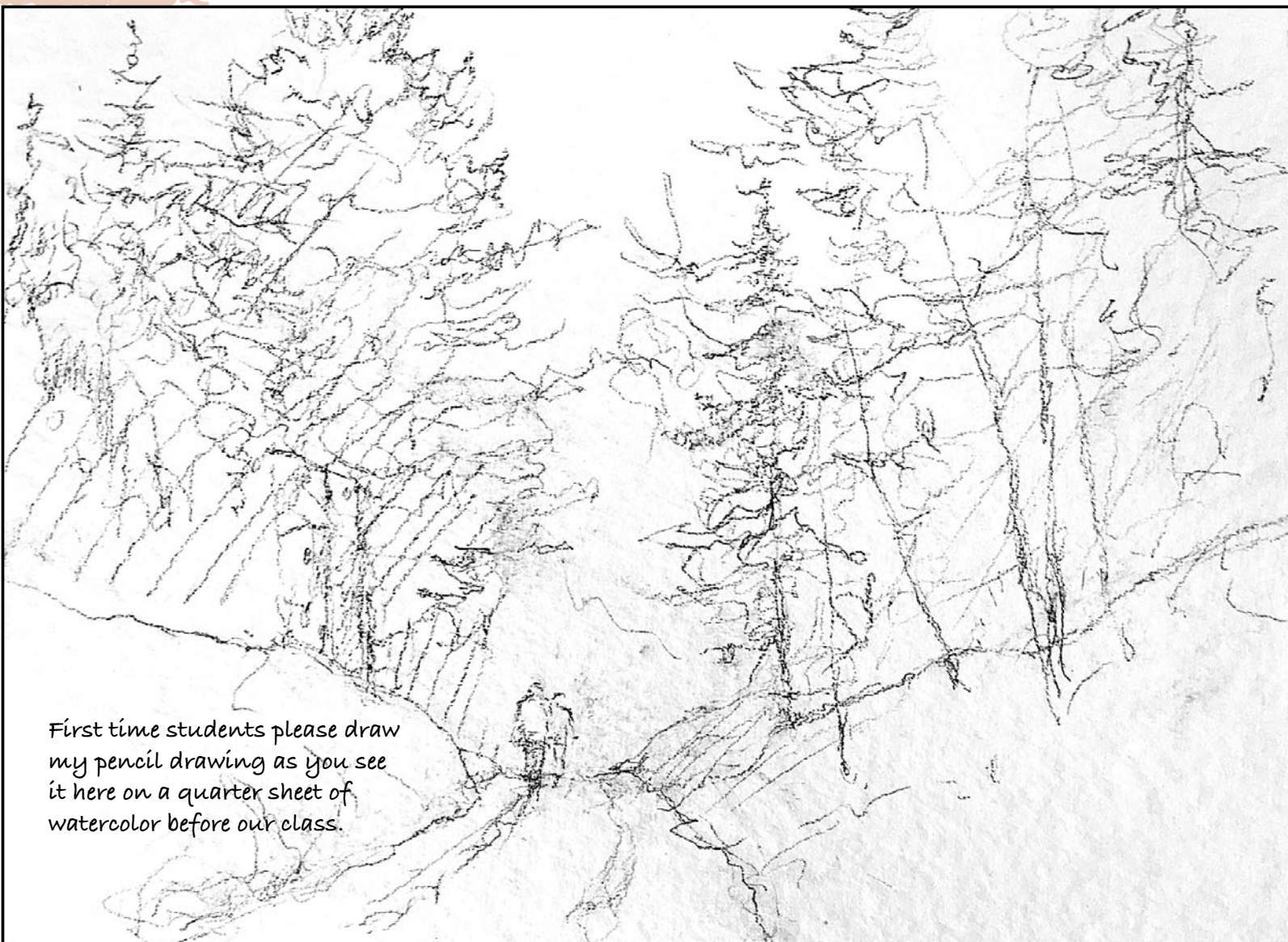
Photo Reference





February 9, 2022

Sketch on the Watercolor Paper



First time students please draw my pencil drawing as you see it here on a quarter sheet of watercolor before our class.



February 9, 2022

Value Study

VALUES

I found an app to help you understand values called Notanizer. Sometimes a scene can be so colorful with textures you lose sight of value. Well, this app will help you see and understand values better. Whether you are in the studio or out doing a day of plein air painting. Easy to use on the fly, sitting at the doctor's office, or at your drawing table. I like it because it gives you flexibility allowing you to save your options in your camera roll. The app costs \$1.99.




Here's a video link by *Inspired To Paint*. They share a simple way to use this great app. <http://bit.ly/popovich-Notanizer>

Any artist will benefit from seeing their work in a different light. Notanizer is that light.

The app is available for iOS and Android operating systems.

We must have design in a picture even at the expense of truth. You are using nature for your artistic needs.

—John F. Carlson
Carlson's Guide to Landscape Painting





February 9, 2022

Materials

Here are the paints, paper, and brushes I am going to use in this watercolor paint-along demonstration. For your convenience, I have linked them to Amazon, DickBlicks, and Cheap Joe's. You can find more in-depth information on my tried and true art supplies along with direct links to products at my website.

Supplies

- 300 lb Indigo
- Medium or Hard Toothbrush
- Natural Sponge
- Toweling Paper

Paints (tube paints only)

Please Note: I used QoR Modern Watercolors for all of the below color swatches. I also recommend these brands: Holbein, Winsor & Newton Professional (NOT Cotman), Blick Artists' Watercolors, or Royal Talens: Van Gogh, or Rembrandt.



Ultramarine Blue



Burnt Sienna



Cobalt Violet



Cobalt Blue



Raw Sienna



Winsor & Newton
Designers
Permanent White



Sap Green



Brown Madder

Note about copyright: You have permission to use and paint these reference materials. But you don't have permission to use this as a teaching tool to instruct others. In addition, your finished painting cannot be used in an art competition or show. This is solely used as a learning tool. AFFILIATE DISCLOSURES - Rosemary Brushes and Amazon: As an Affiliate Associate, I earn from qualifying purchases.

Key Learnings

Subject

This photograph was taken not far from our cabin in Northern Wisconsin on a snowy, winter back road. It was the "bewitching hour" when the sun was setting and the colors were an artist's dream. The pine trees ablaze with the glow caught my eye. I had to stop, got out of the car, and capture this fleeting sunlight.

I changed the composition from vertical to horizontal to allow the eye to move a little bit more freely through the landscape. I added figures on the road to create a little bit more interest and tell a story. I also enclosed the road a little bit more – making it move and curve to help lead the viewer's eye.

Techniques


- How to paint abstract patterns in nature.
- How to transition colors in a wash.
- How to paint textures.
- How to plan a background.
- Paint the light and dark patterns from background to foreground.
- Not over mixing colors.
- Removing and adding color with a brush, toothbrush, lifting color with a natural sponge or paper towel.
- How to paint soft edges.
- How to use dry brush strokes to paint trees.

What You Will Walk Away With

1. Get a grasp of handling the background in a very abstract way to describe the mass of trees.
2. How to handle a dark, subject matter and still making it colorful.
3. Take an average image and add interest.
4. Understand the timing in applying the watercolor.
5. Don't over mix—instead let the paints blend on the paper and work their magic. This teaches you patience.



Additional Information



John F Carlson book, *Carlson's Guide to Landscape Painting*.

As some of you know hands down this is my favorite art book of all time. Even though I am a watercolorist and Carlson worked in oils I feel it has valuable information about drawing, painting, perspective, atmosphere, and so much more. It's an amazing book that is nearly 100 years old but still holds which if you are like me will cause you to reread it over and over again. The book is easy to find –you can buy a softcover, spiral-bound, or for a Kindle at AMAZON. If you own an iPad like I do you can purchase from an iBook at APPLE'S ITUNE STORE. I hope that you will purchase it for your art book collection.

Rosemary Brushes

<https://bit.ly/rosemary-popovich>

Artist Helping Artists

Podcast conversation with Rosemary Brushes:
<http://bit.ly/3arj4CG>

Indigo Handmade Paper

Cheap Joe's: 300 lb: <https://bit.ly/popovich-indigo>

QoR Modern Watercolors

Cheap Joe's: <https://bit.ly/qor-popovich>

Let's Talk About Watercolor Painting

Do you need to book my services to give a talk, conduct a workshop, or do a demo? Learn more about my private instruction or studio classes? Looking for a qualified judge for your show? Maybe you would like to discuss a commission piece. Perhaps you just what to drop a note and say hello. Simply send me an email, and we can set-up a meeting. PopovichDale@gmail.com



Observer. Artist. Watercolorist.

The Studios of Dale L Popovich IWS

2022 In-Person Workshops


Lola Land 'U Lakes Arts
Land 'O Lakes, WI
2-full day
info to come
<https://lolaartswi.com>

Lakeland Art League
Info tp come
Hazelhurst, WI 54531
<http://bit.ly/Lakeland-art-leg>

Bloomington Watercolor Society
Bloomington, IN
Info tp come
www.bloomingtonwatercolor.org

Dillman's
ART WORKSHOP RETREAT
Claim Your Online Presence as a Professional Artist
Marilee Jacobi-Popovich
Dillman's Resort
Lac du Flambeau, WI
4-full days
May 17-22
www.dillmans.com

Watercolor Impressions of the Great Northwoods
Dillman's Resort
Dale L Popovich
Lac du Flambeau, WI
4-full days
Sept 25-30
www.dillmans.com



Lola Land 'U Lakes Arts
Land 'O Lakes, WI
Art Harvest -1 day
Demo & sales
Date: Sept 24
Time: 10am - 3pm
<https://lolaartswi.com/annual-events/art-harvest>



Online Learning



Learn from the comfort of your own studio!
Please join my online art school.
www.ToweringWindsAcademy-offineArts.teachable.com



Palette & Chisel Academy of Fine Arts
Chicago, IL
Thursdays 10:30 am -1:00 pm
www.PaletteAndChisel.org

Online Workshops



Annapolis Watercolor Club
2-day
March 2022
www.annapoliswatercolorclub.org



2-day
info to come

<https://winslowartcenter.com>